

Lino L2


Multi Line Layout Tool



[EXPLORE >](#)

The Lino L2 cross-line laser projects sharp lines at the correct angles to one another. The increased laser power enhances line visibility and improves the efficiency of interior work

- Self-Leveling
- Range: 82' with receiver 262'
- Visibility: up to 4 times better than DIY line lasers



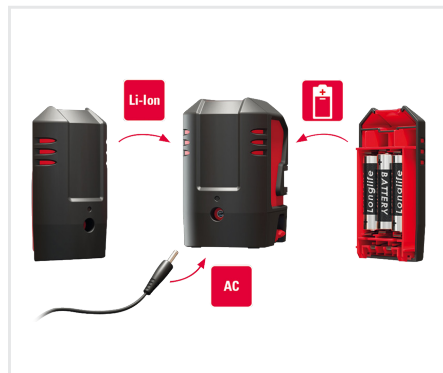
Reliable, Quick Layouts

Easy to setup: self-leveling with sharp, bright, visible lines



Works For All Applications

Drywall, partitions, ceilings, flooring and millwork with a full line of accessories and adapters



Cost Effective Solutions

Included Li-Ion battery works for 44 hrs, saving \$360/yr in disposable batteries

Replaceable glass lens saves buying a replacement unit saving \$300

Pro-Kit

- Lino L2 Laser Layout Tool
- Molded Case
- Twist 250
- Target Plate
- Li-Ion Battery / Charger
- AA Battery Tray



Technical Data

Accuracy, Typical	±0.08" @ 33'
Range	82'
Range w/ Receiver	282'
Laser Type	Class 2 635nm
Laser Output Power	30mW
Visibility	0.2 Spectral Efficiency
Beam Direction	vertical, horizontal
Leveling System	automatic pendulum lockable
Tripod Thread	1/4", 5/8"
Battery Runtime	Up to 44hrs of operation
Batteries	3.6V/18.7Wh Li-Ion included or type AA, 3 x 1.5 V
Protection Class	IP54
Dimensions	2.5 x 3.9 x 4.3 in

[See Full Specs >](#)

Layout Accessories

- DISTO D2
- DISTO E7500i
- DISTO S910
- DISTO Plan

[View Video Here >](#)

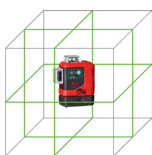
Lino Adapters

- Twist 360
- Twist 250
- Clamp 290
- Receiver RGR 200
- Wall Mount UAL 130

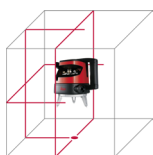
[View Video Here >](#)



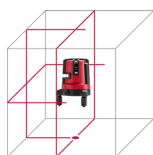
L6R



L6G



ML180



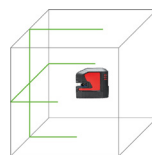
L4P1



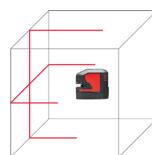
L2P5G



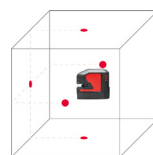
L2P5



L2G



L2



P5